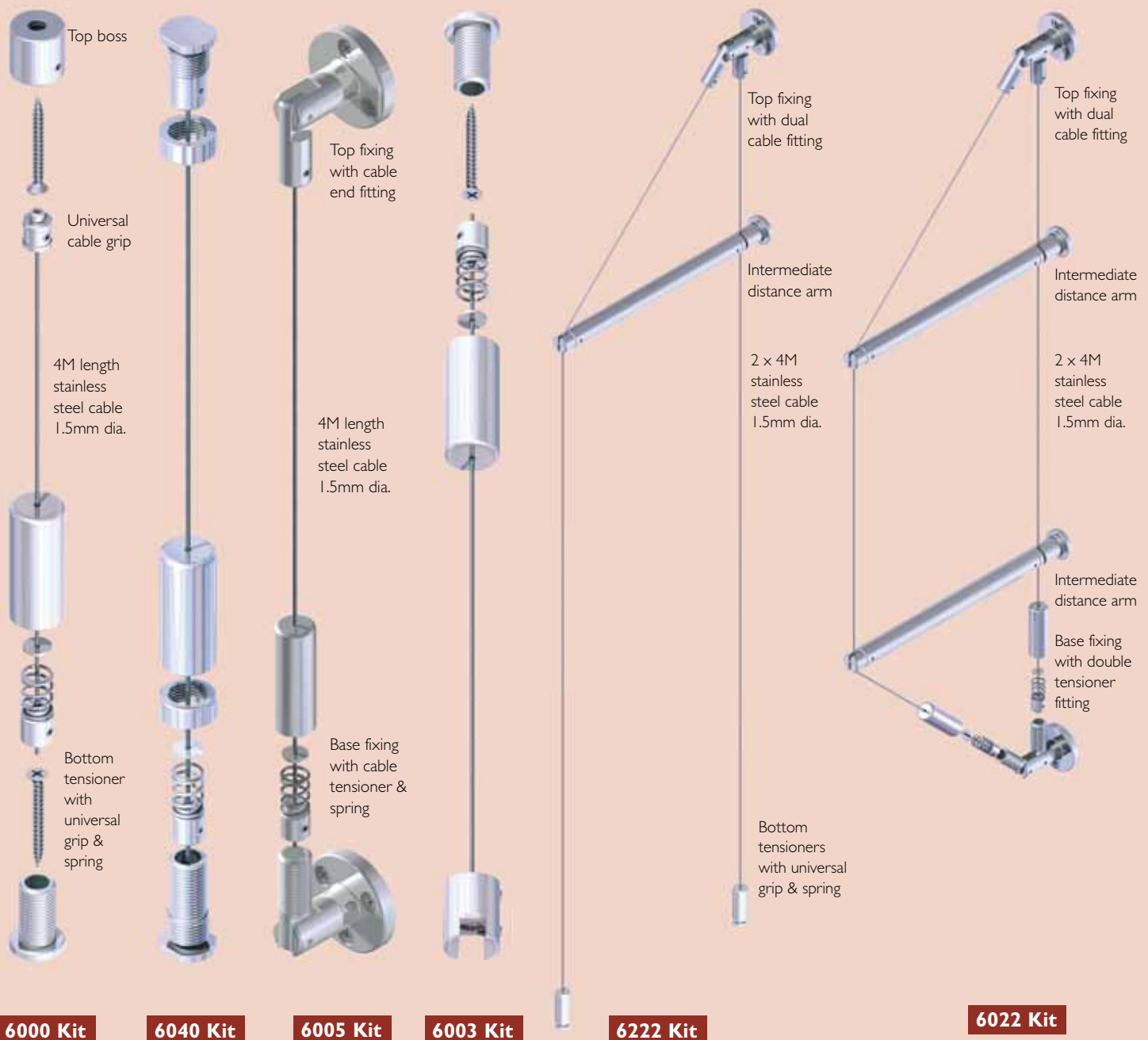




## 1.5mm cable components

- Utilises 1.5mm stainless steel cable with internal copper core and anodised aluminium components
- Can also be utilised as a low voltage lighting system
- Available ex stock in an attractive silver anodised finish
- Brass, stainless steel and special effect finishes available to order
- Design and installation services available



**1A**



## Installation instructions

1. Screw Top Boss (1A) and Floor Fixing (1B) into ceiling / floor or frame.  
Using a Plumb Bob or Laser Level ensure both components are straight in line with each other.

**2**



2. Insert Universal Cable Grip (2) and attached cable into the Top Boss fixing (1A). Tighten with the Allen Key provided.

**3**

Washer

Spring

Universal grip



3. Thread Bottom Tensioner cap (3), Washer, Spring & Universal Cable Grip (2) onto the cable. Tension cable tightly and pull down toward the Floor Fixing (1B) component. Cut the cable 20-30mm from the floor.

4. With the Allen Key provided tighten the Universal Grip 1-2mm above the top of the Floor Fixing (1B) component.

5. Thread the Bottom Tensioner Cap (3) onto the thread of the Floor Fixing (1B) component.

Repeat steps 1-5 for the next cable installation.

**1B**



## INSTALLATION TIP – 1.5mm DIA. CABLE

When using 1.5mm cable, the cable centres are 15mm greater than the shelf/ panel width (7.5mm each side).

If using swivel supports 6018/6019 this dimension is increased to 25mm (12.5mm each side).



# 1.5mm cable components



**Comprises:**

- 19mm dia. top boss
- 4m x 1.5mm dia. stainless steel cable
- 19mm dia. adjusting sleeve
- Floor anchor
- Tension spring

(Allen key and fixing screws supplied)

## Kit for fixing between floor and ceiling

Finish	Size	Code
Silver anodised	For 1.5mm dia. cable	6000/SA
Brass anodised	For 1.5mm dia. cable	6000/BA



**Comprises:**

- 12mm dia. top boss
- 16mm dia. lower swivel fixing
- 4m x 1.5mm dia. stainless steel cable
- Tension spring

(Allen key and fixing screws supplied)

## Ceiling, floor or wall mounted kit

Finish	Size	Code
Silver anodised	For 1.5mm dia. cable	6005/SA
Brass anodised	For 1.5mm dia. cable	6005/BA



**Comprises:**

- 19mm dia. top boss for track
- 4m x 1.5mm dia. stainless steel cable
- 19mm dia. adjusting sleeve
- Floor anchor for track
- Locking collars

(Allen key supplied)

## Track mounted kit

Finish	Size	Code
Silver anodised	For 1.5mm dia. cable	6040/SA



Also available in other configurations

**Comprises:**

- Top swivel
- Solid weight - painted silver
- 4M x 1.5mm dia. stainless steel cable

(Allen key and fixing screws supplied)

## Ceiling or wall mounted kit with solid weight

Finish	Size	Code
Silver anodised	50mm dia. x 140mm long	6050/SA



**Comprises:**

- 12mm dia. top swivel fixing
- 16mm dia. distance rod 225mm long
- Distance rod and tensioner
- 16mm dia. lower swivel fixing & tensioner
- 2 lengths 4m x 1.5mm dia. stainless steel cable
- Tension spring

(Allen key and fixing screws supplied)

## Wall mount shelf kit

Finish	Size	Code
Silver anodised	For 1.5mm dia. cable	6022/SA
Brass anodised	For 1.5mm dia. cable	6022/BA



**Comprises:**

- 12mm dia. top swivel fixing
- Distance rod 225mm long
- 2 lengths 4m x 1.5mm dia. stainless steel cable
- 2 x 19mm dia. adjusting sleeve
- 2 x floor anchor
- 2 x tension spring

(Allen key and fixing screws supplied)

## Wall to floor shelf kit

Finish	Size	Code
Silver anodised	For 1.5mm dia. cable	6222/SA
Brass anodised	For 1.5mm dia. cable	6222/BA



**Comprises:**

- 2m x 1.5mm dia. stainless steel cable
- 19mm dia. hanging support for 3mm panel
- Adjusting sleeve
- Ceiling anchor

(Allen key and fixing screw supplied)

## Hanging kit for 3mm panel

Finish	Size	Code
Silver anodised	For 1.5mm dia. cable	6003/SA
Brass anodised	For 1.5mm dia. cable	6003/BA



**Comprises:**

- 2m x 1.5mm dia. stainless steel cable
- 19mm dia. hanging support for 6mm panel
- Adjusting sleeve
- Ceiling anchor

(Allen key and fixing screw supplied)

## Hanging kit for 6mm panel

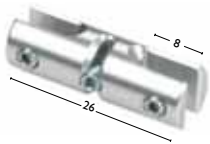
Finish	Size	Code
Silver anodised	For 1.5mm dia. cable	6004/SA
Brass anodised	For 1.5mm dia. cable	6004/BA

# 1.5mm cable components



## Slimline side grip for up to 3mm panel

Finish	Size	Code
Silver anodised	9mm dia	1011/SA



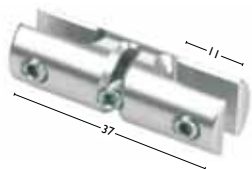
## Slimline twin side grip for up to 3mm panel

Finish	Size	Code
Silver anodised	9mm dia	1012/SA



## Slimline side grip for up to 4mm panel

Finish	Size	Code
Silver anodised	12mm dia.	6011/SA
Brass anodised	12mm dia.	6011/BA



## Slimline twin side grip for up to 4mm panel

Finish	Size	Code
Silver anodised	12mm dia.	6012/SA
Brass anodised	12mm dia.	6012/BA



## Side grip for up to 3mm panel

Finish	Size	Code
Silver anodised	19mm dia.	6006/SA
Brass anodised	19mm dia.	6006/BA



## Side grip for up to 6mm panel

Finish	Size	Code
Silver anodised	19mm dia.	6066/SA
Brass anodised	19mm dia.	6066/BA



## Side grip for up to 8mm panel

Finish	Size	Code
Silver anodised	19mm dia.	6086/SA
Brass anodised	19mm dia.	6086/BA




## Side grip for up to 10mm panel

Finish	Size	Code
Silver anodised	19mm dia.	6186/SA
Brass anodised	19mm dia.	6186/BA



## Twin side grip for up to 3mm panel

Finish	Size	Code
Silver anodised	19mm dia.	6008/SA
Brass anodised	19mm dia.	6008/BA



## Twin side grip for up to 6mm panel

Finish	Size	Code
Silver anodised	19mm dia.	6068/SA
Brass anodised	19mm dia.	6068/BA

# 1.5mm cable components



Shelf requires a 9mm dia. hole

## Shelf support

Finish	Size	Code
Silver anodised	19mm dia.	6007/SA
Brass anodised	19mm dia.	6007/BA



c/w nylon tipped grub screw

## Shelf grip for up to 6mm thickness

Finish	Size	Code
Silver anodised	19mm dia.	6010/SA
Brass anodised	19mm dia.	6010/BA



c/w nylon tipped grub screw

## Shelf grip for up to 8mm thickness


Finish	Size	Code
Silver anodised	19mm dia.	6080/SA
Brass anodised	19mm dia.	6080/BA



c/w nylon tipped grub screw

## Shelf grip for up to 10mm thickness

Finish	Size	Code
Silver anodised	19mm dia.	6180/SA
Brass anodised	19mm dia.	6180/BA



c/w nylon tipped grub screws

## Twin shelf grip for up to 6mm thickness

Finish	Size	Code
Silver anodised	19mm dia.	6026/SA
Brass anodised	19mm dia.	6026/BA



## Swivel side grip for up to 6mm panel

Finish	Size	Code
Silver anodised	19mm dia.	6018/SA
Brass anodised	19mm dia.	6018/BA



## Twin swivel side grip for up to 6mm panel

Finish	Size	Code
Silver anodised	19mm dia.	6019/SA
Brass anodised	19mm dia.	6019/BA



Requires AK5 allen key

## Cable frame support

Finish	Size	Code
Silver anodised	19mm dia.	6016/SA
Brass anodised	19mm dia.	6016/BA



Panels require 12mm dia. holes

For 3mm to 10mm panel thickness

## Through hole panel support

Finish	Size	Code
Silver anodised	19mm dia.	6087/SA
Brass anodised	19mm dia.	6087/BA



Panels require 12mm dia. holes

For 3mm to 10mm panel thickness

## Twin through hole panel support

Finish	Size	Code
Silver anodised	19mm dia.	6088/SA
Brass anodised	19mm dia.	6088/BA

# 1.5mm cable components



## Display hook

Finish	Size	Code
Silver anodised	19mm dia.	6017/SA
Brass anodised	19mm dia.	6017/BA



## Top & bottom panel grip for up to 10mm panel

Finish	Size	Code
Silver anodised	19mm dia.	6009/SA
Brass anodised	19mm dia.	6009/BA



## Set of banner ends for 16mm dia. tube

Finish	Size	Code
Silver anodised	16mm dia.	6002/7-SV



## Banner rail 16mm dia. tube

Finish	Size	Code
Natural aluminium	16mm dia.	6020/SA



## Support for horizontal 6mm dia. rod between cables

Finish	Size	Code
Stainless steel	12mm dia.	5133/2



## X-over support for a 6mm horizontal rod between cables

Finish	Size	Code
Silver anodised	19mm dia.	6077/SA



## X-over swivel support for a 6mm horizontal rod between cables

Finish	Size	Code
Silver anodised	19mm dia.	6021/SA



## 6mm rod, stainless steel, flush ends

Finish	Size	Length	Code
Stainless steel	6mm dia.	per metre	4500/SS

# 1.5mm cable components



## Decorative aluminium end cap for 6mm rod

Finish	Size	Code
Silver anodised	15mm dia.	4504/SA
Brass anodised	15mm dia.	4504/BA



## Shelf bracket set for single bay - 300mm deep shelf

Finish	Size	Code
Silver anodised	19mm dia. & 2mm st/st	6029/SA
Satin stainless steel	19mm dia. & 2mm st/st	6029/STA



## Shelf bracket set for single bay - 200mm deep shelf

Finish	Size	Code
Silver anodised	19mm dia. & 2mm st/st	6030/SA
Satin stainless steel	19mm dia. & 2mm st/st	6030/STA



## Shelf bracket set for single bay - 150mm deep shelf

Finish	Size	Code
Silver anodised	19mm dia. & 2mm st/st	6031/SA
Satin stainless steel	19mm dia. & 2mm st/st	6031/STA



For use with suspended ceiling

## Ceiling shield

Finish	Size	Code
Silver anodised	19mm dia.	6514/SA
Brass anodised	19mm dia.	6514/BA



## Top boss

Finish	Size	Code
Silver anodised	19mm dia.	6000/3-SV
Brass anodised	19mm dia.	6000/3-BR



## Top universal cable grip for 1.5mm dia. cable

Finish	Size	Code
Silver anodised	10mm dia.	6512/1-SV
Brass anodised	10mm dia.	6512/1-BR



## Floor universal cable grip for 1.5mm dia. cable complete with spring

Finish	Size	Code
Silver anodised	10mm dia.	6512/15-SV

# 1.5mm cable components



## Track fixing

Finish	Size	Code
Raw		6015



Cut to size

Available in up to 4 metre lengths

## Ceiling & floor track

Finish	Size	Code
Silver anodised	11.5mm x 20mm	6014/SA



## Side hanging rail

Finish	Size	Code
Stainless steel	25mm dia.	6147/SHR/SS



## Front hanging rail

Finish	Size	Code
Stainless steel	30mm flat bar	6148/FHR/SS



## Hanging rail

Finish	Size	Code
Satin stainless steel	25mm dia.	6013/1.5/SS



## Straight arm to suit front hanging rail

Finish	Size	Code
Stainless steel	400mm	PL007ST



## Curved waterfall arm to suit front hanging rail

Finish	Size	Code
Stainless steel	400mm	PL007SLC



For use with low voltage electrical fittings

## Stainless steel cable with copper core

Finish	Size	Code
Stainless steel	1.5mm dia.	6500



## Stainless steel cable

Finish	Size	Code
Stainless steel	1.5mm dia.	6502



Silver finish

## Grub screws

Finish	Size	Code
Silver	M4 x 4	GS4-4ZP
Silver	M4 x 5	GS4-5ZP
Silver	M4 x 6	GS4-6ZP



## Nylon tipped socket set screws (for use with glass shelves)

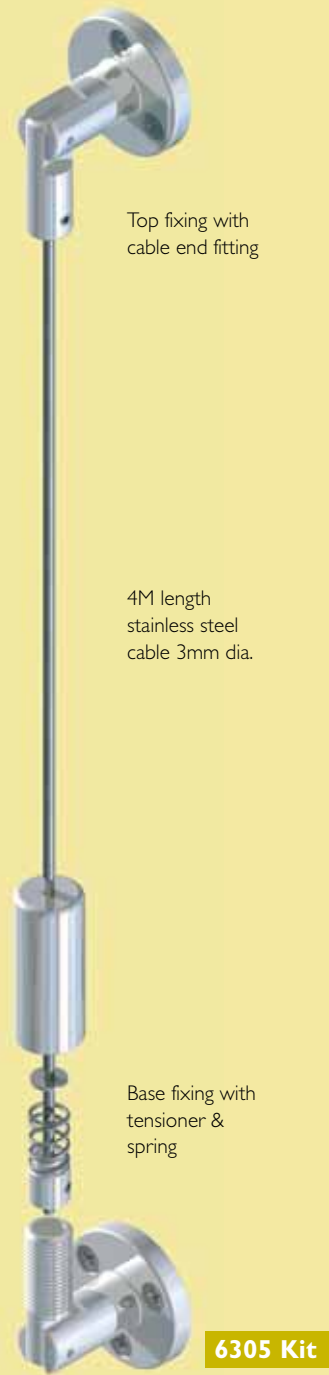


Size	Code
M4 x 8	GS4-8NTZP





## 3mm cable components

- Utilises 3mm diameter cable with anodised aluminium components
- Available ex stock in an attractive silver anodised finish
- Brass, stainless steel and special effect finishes available to order
- Design and installation services available



**1A**



## Installation instructions

1. Screw Top Boss (1A) and Floor Fixing (1B) into ceiling / floor or frame.  
Using a Plumb Bob or Laser Level ensure both components are straight in line with each other.

**2**



2. Insert Universal Cable Grip (2) and attached cable into the Top Boss fixing (1A). Tighten with the Allen Key provided.

**3**

Washer

Spring

Universal grip



3. Thread Bottom Tensioner cap (3), Washer, Spring & Universal Cable Grip (2) onto the cable. Tension cable tightly and pull down toward the Floor Fixing (1B) component. Cut the cable 20-30mm from the floor:

4. With the Allen Key provided tighten the Universal Grip 1-2mm above the top of the Floor Fixing (1B) component.

5. Thread the Bottom Tensioner Cap (3) onto the thread of the Floor Fixing (1B) component.

Repeat steps 1-5 for the next cable installation.


**1B**



## INSTALLATION TIP – 3mm DIA. CABLE

When using 3mm cable, the cable centres are 15mm greater than the shelf/panel width (7.5mm each side).

If using swivel supports 6318/6319 this dimension is increased to 25mm (12.5mm each side).



# 3mm cable components



**Comprises:**

- 19mm dia. top boss
  - 4m x 3mm dia. stainless steel cable
  - 19mm dia. adjusting sleeve
  - Floor anchor
  - Tension spring
- (Allen key and fixing screws supplied)

## Kit for fixing between floor and ceiling

Finish	Size	Code
Silver anodised	For 3mm dia. cable	6300/SA
Brass anodised	For 3mm dia. cable	6300/BA



**Comprises:**

- 12mm dia. top boss
  - 16mm dia. lower swivel fixing & tensioner
  - 4m x 3mm dia. stainless steel cable
  - Tension spring
- (Allen key and fixing screws supplied)

## Ceiling, floor or wall mounted kit

Finish	Size	Code
Silver anodised	For 3mm dia. cable	6305/SA
Brass anodised	For 3mm dia. cable	6305/BA



**Comprises:**

- 19mm dia. top boss for track
  - 4m x 3mm dia. stainless steel cable
  - 19mm dia. adjusting sleeve
  - Floor anchor for track
  - Locking collars
- (Allen key supplied)

## Track mounted cable kit

Finish	Size	Code
Silver anodised	For 3mm dia. cable	6340/SA



**Comprises:**

- Top swivel
  - Solid weight - painted silver
  - 4m x 3mm dia. stainless steel cable
- (Allen key and fixing screws supplied)

## Ceiling or wall mounted kit with solid weight


Also available in other configurations

Finish	Size	Code
Silver anodised	50mm dia. x 140mm long	6350/SA



## Side grip for up to 6mm panel

Finish	Size	Code
Silver anodised	19mm dia.	6366/SA
Brass anodised	19mm dia.	6366/BA



## Twin side grip for up to 6mm panel

Finish	Size	Code
Silver anodised	19mm dia.	6368/SA
Brass anodised	19mm dia.	6368/BA



Shelf requires a 9mm dia. hole

## Shelf support

Finish	Size	Code
Silver anodised	19mm dia.	6307/SA
Brass anodised	19mm dia.	6307/BA



c/w nylon tipped grub screw

## Shelf grip for up to 6mm thickness

Finish	Size	Code
Silver anodised	19mm dia.	6310/SA
Brass anodised	19mm dia.	6310/BA

# 3mm cable components



c/w nylon tipped grub screws

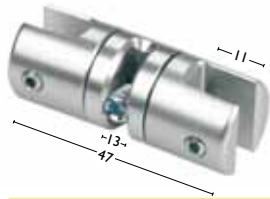
## Twin shelf grip for up to 6mm thickness

Finish	Size	Code
Silver anodised	19mm dia.	6312/SA
Brass anodised	19mm dia.	6312/BA



## Swivel side grip for up to 6mm panel

Finish	Size	Code
Silver anodised	19mm dia.	6318/SA
Brass anodised	19mm dia.	6318/BA



## Twin swivel side grip for up to 6mm panel

Finish	Size	Code
Silver anodised	19mm dia.	6319/SA
Brass anodised	19mm dia.	6319/BA



Requires AK5 allen key

## 3mm cable frame support

Finish	Size	Code
Silver anodised	19mm dia.	6316/SA
Brass anodised	19mm dia.	6316/BA



Panels require 12mm dia. holes

For 3mm to 10mm panel thickness

## Through hole panel support

Finish	Size	Code
Silver anodised	19mm dia.	6379/SA
Brass anodised	19mm dia.	6379/BA



Panels require 12mm dia. holes

For 3mm to 10mm panel thickness

## Twin through hole panel support

Finish	Size	Code
Silver anodised	19mm dia.	6378/SA



## Set of banner ends for 16mm dia. tube

Finish	Size	Code
Silver anodised	16mm dia.	6320/7-SV



## Banner rail 16mm dia. tube

Finish	Size	Code
Natural aluminium	16mm dia.	6320/SA



For use with suspended ceiling

## Ceiling shield

Finish	Size	Code
Silver anodised	19mm dia.	6515/SA
Brass anodised	19mm dia.	6515/BA

# 3mm cable components



## Support for horizontal 6mm dia. rod between cables

Finish	Size	Code
Stainless steel	12mm dia.	5131/SA



## 6mm rod, stainless steel, flush ends

Finish	Size	Length	Code
Stainless steel	6mm dia.	per metre	4500/SS



## Decorative aluminium end cap for 6mm rod

Finish	Size	Code
Silver anodised	15mm dia.	4504/SA
Brass anodised	15mm dia.	4504/BA



## Shelf bracket set for single bay - 300mm deep shelf

**For up to 8mm shelf thickness**

c/w nylon tipped grub screws

Finish	Size	Code
Silver anodised	19mm dia. & 2mm st/st	6329/SA
Satin stainless steel	19mm dia. & 2mm st/st	6329/STA



## Shelf bracket set for single bay - 200mm deep shelf

**For up to 8mm shelf thickness**

c/w nylon tipped grub screws

Finish	Size	Code
Silver anodised	19mm dia. & 2mm st/st	6330/SA
Satin stainless steel	19mm dia. & 2mm st/st	6330/STA



## Shelf bracket set for single bay - 150mm deep shelf

**For up to 8mm shelf thickness**

c/w nylon tipped grub screws

Finish	Size	Code
Silver anodised	19mm dia. & 2mm st/st	6331/SA
Satin stainless steel	19mm dia. & 2mm st/st	6331/STA



## Top universal cable grip for 3mm dia. cable

Finish	Size	Code
Silver anodised	10mm dia.	6512/2-SV
Brass anodised	10mm dia.	6512/2-BR

# 3mm cable components



## Floor universal cable grip for 3mm dia. cable complete with spring

Finish	Size	Code
Silver anodised	10mm dia.	6512/30-SV



## Track fixing

Finish	Size	Code
Raw		6015



Cut to size

Available in up to 4 metre lengths

## Ceiling & floor track

Finish	Size	Code
Silver anodised	11.5mm x 20mm	6014/SA



## Side hanging rail

Finish	Size	Code
Stainless steel	25mm dia.	6149/SHR/SS



## Front hanging rail

Finish	Size	Code
Stainless steel	30mm flat bar	6150/FHR/SS



## Hanging rail

Finish	Size	Code
Satin stainless steel	25mm dia.	6013/3/SS



## Straight arm to suit front hanging rail

Finish	Size	Code
Stainless steel	400mm	PL007ST



## Curved waterfall arm to suit front hanging rail

Finish	Size	Code
Stainless steel	400mm	PL007SLC



## Stainless steel cable

Finish	Size	Code
Stainless steel	3mm dia.	6501



Silver finish

## Grub screws

Size	Code
M6 x 6	GS6-6ZP
M6 x 8	GS6-8ZP
M10 x 10	GS10-10ZP



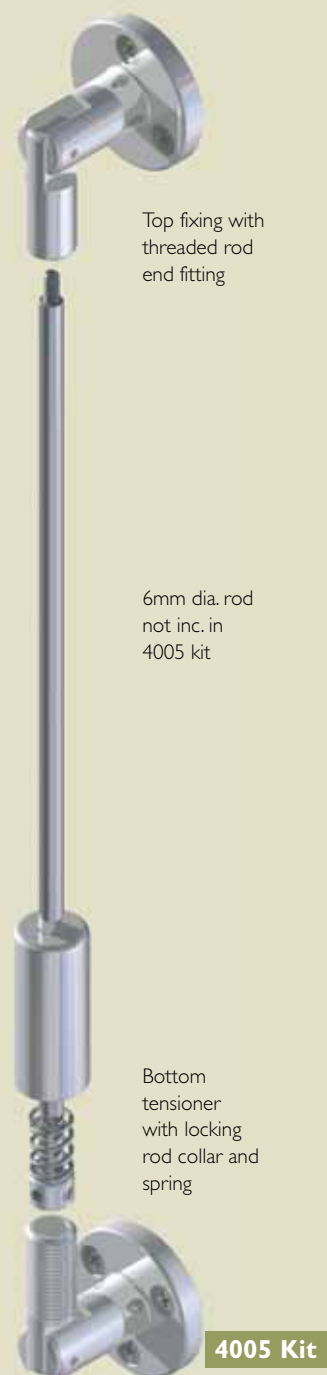
## Nylon tipped grub screws (for use with glass shelves)

Size	Code
M6 x 6	GS4-8NTZP



## 6mm rod components

- Utilises 6mm diameter stainless steel rod with anodised aluminium components
- Available ex stock in an attractive silver anodised finish
- Brass, stainless steel and special effect finishes available to order
- Design and installation services available





## Installation instructions

1. Screw Top Boss (1A) and Floor Fixing (1B) into ceiling / floor or frame.  
Using a Plumb Bob or Laser Level ensure both components are straight in line with each other.
2. Insert Universal Grip (2) and tighten with the Allen Key provided. Screw rod into the Universal Grip (2).
3. Thread Bottom Tensioner cap (3).
4. With a screw driver tighten the Collar above the top of the Floor Fixing (1B) component.
5. Thread the Bottom Tensioner Cap (3) onto the thread of the Floor Fixing (1B) component.

Repeat steps 1-5 for the next rod installation.


Cut the rod 35mm less than floor to ceiling dimension.



## INSTALLATION TIP – 6mm DIA. ROD

When using 6mm rod, the rod centres are 20mm greater than the shelf/panel width (10mm each side).

If using swivel supports 4018/4019 this dimension is increased to 27mm (13.5mm each side).





# 6mm rod components



- Comprises:**
- 19mm dia. top boss
  - Floor anchor
  - 19mm dia. adjusting sleeve
  - Tension spring
- (Allen key and fixing screws supplied)

## Kit for fixing between floor and ceiling

Finish	Size	Code
Silver anodised	For 6mm dia. rod	4000/SA
Brass anodised	For 6mm dia. rod	4000/BA



- Comprises:**
- 12mm dia. top swivel fixing
  - 16mm dia. lower swivel fixing & tensioner
  - Tension spring
- (Fixing screws supplied)

## Ceiling, floor or wall mounted kit

Finish	Size	Code
Silver anodised	For 6mm dia. rod	4005/SA
Brass anodised	For 6mm dia. rod	4005/BA



- Comprises:**
- 19mm dia. top boss for track
  - 19mm dia. adjusting sleeve
  - Floor anchor for track
  - Locking collars

## Track mounted kit

Finish	Size	Code
Silver anodised	For 6mm dia. rod	4040/SA



## 6mm rod, stainless steel, flush ends

Finish	Size	Length	Code
Stainless steel	6mm dia.	per metre	4500/SS



## 6mm rod, stainless steel, threaded 1 end

Finish	Size	Length	Code
Stainless steel	6mm dia.	1000mm	4500/1/SS
Stainless steel	6mm dia.	2000mm	4500/2/SS
Stainless steel	6mm dia.	3000mm	4500/3/SS



## Decorative aluminium end cap for 6mm rod

Finish	Size	Code
Silver anodised	15mm dia.	4504/SA
Brass anodised	15mm dia.	4504/BA




## Rubber end cap

Colour	Code
Black	4505



## Side grip for up to 6mm panel thickness

Finish	Size	Code
Silver anodised	19mm dia.	4066/SA
Brass anodised	19mm dia.	4066/BA



## Side grip support for up to 10mm panel thickness

Finish	Size	Code
Silver anodised	19mm dia.	4076/SA
Brass anodised	19mm dia.	4076/BA


# 6mm rod components



Must be inserted over end of rod – non removable

## Slimline side grip for up to 4mm panel

Finish	Size	Code
Silver anodised	12mm dia.	4011/SA



## Twin side grip support for up to 6mm panel

Finish	Size	Code
Silver anodised	19mm dia.	4068/SA
Brass anodised	19mm dia.	4068/BA



## Top grip for up to 6mm panel thickness

Finish	Size	Code
Silver anodised	19mm dia.	4004/SA



c/w nylon tipped grub screw

## Shelf grip for up to 6mm panel

Finish	Size	Code
Silver anodised	19mm dia.	4010/SA
Brass anodised	19mm dia.	4010/BA



c/w nylon tipped grub screws

## Twin shelf grip for up to 6mm thickness

Finish	Size	Code
Silver anodised	19mm dia.	4012/SA
Brass anodised	19mm dia.	4012/BA




## Wall mount rod holder

Finish	Size	Code
Silver anodised	19mm dia.	4522/SA
Brass anodised	19mm dia.	4522/BA



## Swivel grip for up to 6mm panel

Finish	Size	Code
Silver anodised	19mm dia.	4018/SA
Brass anodised	19mm dia.	4018/BA



## Twin swivel grip for up to 6mm panel

Finish	Size	Code
Silver anodised	19mm dia.	4019/SA
Brass anodised	19mm dia.	4019/BA



Panels require 12mm dia. holes  
For 3mm to 10mm panel thickness

## Through hole panel support

Finish	Size	Code
Silver anodised	19mm dia.	4525/SA
Brass anodised	19mm dia.	4525/BA



Panels require 12mm dia. holes  
For 3mm to 10mm panel thickness

## Twin through hole panel support

Finish	Size	Code
Silver anodised	19mm dia.	4628/SA
Brass anodised	19mm dia.	4628/BA

# 6mm rod components



## X over support for 6mm horizontal rod

Finish	Size	Code
Silver anodised	19mm dia.	4077/SA



## X over swivel support for 6mm rod

Finish	Size	Code
Silver anodised	19mm dia.	4021/SA



## Support for a horizontal rod between vertical rods

Finish	Size	Code
Stainless steel	12mm dia.	5132/2



## Frame support

Finish	Size	Code
Silver anodised	19mm dia.	4016/SA
Brass anodised	19mm dia.	4016/BA



## Display hook

Finish	Size	Code
Silver anodised	19mm dia.	4017/SA
Brass anodised	19mm dia.	4017/BA



## Top and bottom grip for up to 10mm panel

Finish	Size	Code
Silver anodised	19mm dia.	4009/SA
Brass anodised	19mm dia.	4009/BA



## Shelf support (open)

Finish	Size	Code
Silver anodised	19mm dia.	4007/SA
Brass anodised	19mm dia.	4007/BA



## Shelf bracket set for single bay - 300mm deep shelf

**For up to 8mm shelf thickness**

c/w nylon tipped grub screws

Finish	Size	Code
Silver anodised	19mm dia. & 2mm st/st	4029/SA
Satin stainless steel	19mm dia. & 2mm st/st	4029/STA



## Shelf bracket set for single bay - 200mm deep shelf

**For up to 8mm shelf thickness**

c/w nylon tipped grub screws

Finish	Size	Code
Silver anodised	19mm dia. & 2mm st/st	4030/SA
Satin stainless steel	19mm dia. & 2mm st/st	4030/STA



## Shelf bracket set for single bay - 150mm deep shelf

**For up to 8mm shelf thickness**

c/w nylon tipped grub screws

Finish	Size	Code
Silver anodised	19mm dia. & 2mm st/st	4031/SA
Satin stainless steel	19mm dia. & 2mm st/st	4031/STA

# 6mm rod components



## Set of banner ends for 16mm dia. tube

Finish	Size	Code
Silver anodised	16mm dia.	4020/SV



## Aluminium tube 16mm dia.

Finish	Size	Code
Natural aluminium	16mm dia.	4020/SA



For use with suspended ceilings

## Ceiling shield

Finish	Size	Code
Silver anodised	19mm dia.	6516/SA
Brass anodised	19mm dia.	6516/BA



## Top boss

Finish	Size	Code
Silver anodised	19mm dia.	6000/3-SV
Brass anodised	19mm dia.	6000/3-BR



## Top universal rod grip

Finish	Size	Code
Silver anodised	10mm dia.	4000/2-SV
Brass anodised	10mm dia.	4000/2-BR



## Rod collar

Finish	Size	Code
Natural aluminium	10mm dia.	4000/1



## Track fixing

Finish	Code
Raw	6015



Cut to size  
Available in up to 4 metre lengths

## Ceiling & floor track

Finish	Size	Code
Silver anodised	11.5mm x 20mm	6014/SA



## Exhibition panel support hook

Finish	Size	Code
Silver anodised	For 6mm dia. rod	4501/SA



Silver finish

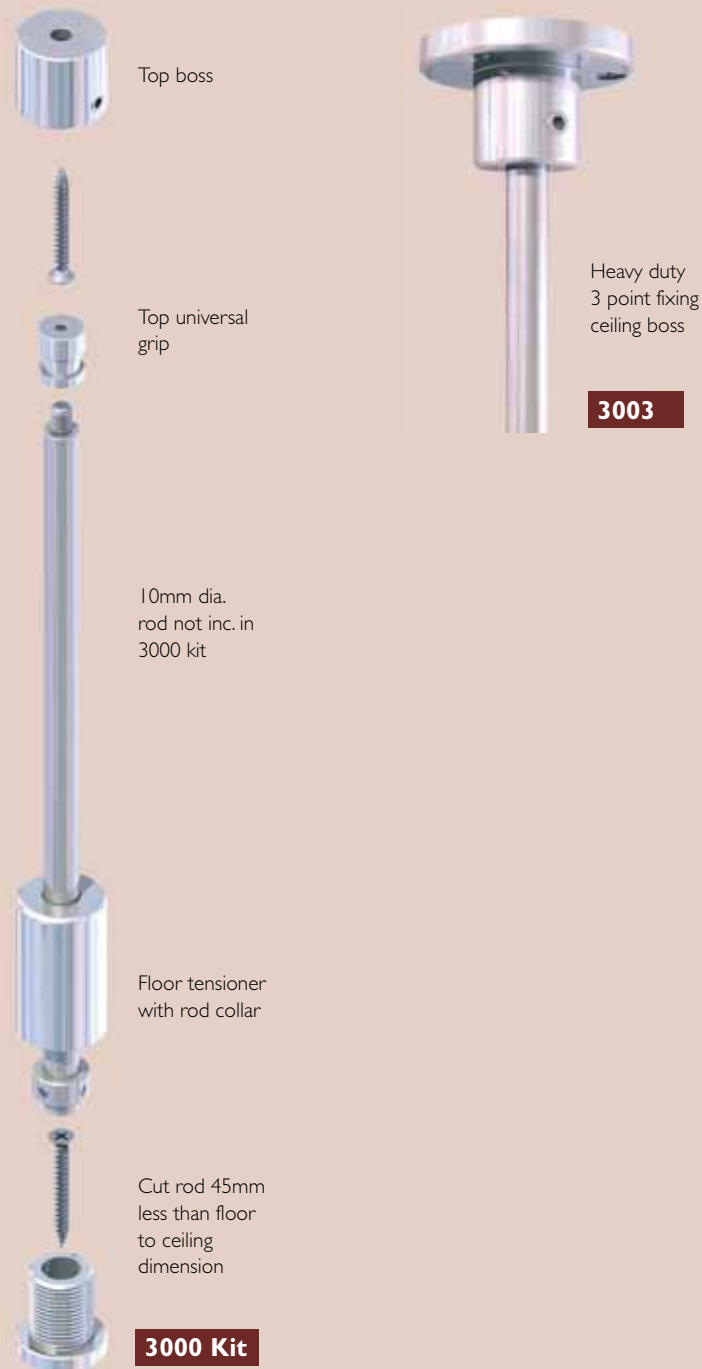
## Grub screws

Size	Code
M4 x 4	GS4-4ZP
M4 x 5	GS4-5ZP
M4 x 6	GS4-6ZP



## 10mm rod components

- Utilises 10mm diameter stainless steel rod with anodised aluminium components
- Available ex stock in an attractive silver anodised finish
- Brass, stainless steel and special effect finishes available to order
- Design and installation services available



**1A**



## Installation instructions

1. Screw Top Boss (1A) and Floor Fixing (1B) into ceiling / floor or frame.  
Using a Plumb Bob or Laser Level ensure both components are straight in line with each other.

**2**



2. Insert Universal Grip (2) and tighten with the Allen Key provided. Screw rod into the Universal Grip (2).

3. Insert Bottom Tensioner cap (3).

4. With a screw driver tighten the Collar above the top of the Floor Fixing (1B) component.

5. Thread the Bottom Tensioner Cap (3) onto the thread of the Floor Fixing (1B) component.

**3**




Repeat steps 1-5 for the next rod installation.

Cut the rod 45mm less than floor to ceiling dimension.

Collar



**1B**



## INSTALLATION TIP – 10mm DIA. ROD

When using 10mm rod, the rod centres are 24mm greater than the shelf/panel width (12mm each side).



# 10mm rod components



**Comprises:**

- 25mm dia. top boss
- Floor anchor
- 25mm dia. adjusting sleeve
- Collar and universal grip

(Allen key and fixing screws supplied)

## Kit for fixing between floor and ceiling

Finish	Size	Code
Silver anodised	25mm dia.	3000/SA



Includes universal grip and fixing screw

## Ceiling fixing / top boss

Finish	Size	Code
Silver anodised	25mm dia.	3002/SA



Includes fixing screw

## Floor fixing / anchor sleeve and collar

Finish	Size	Code
Silver anodised	25mm dia.	3001/SA



Includes fixing screws

## Heavy duty ceiling fixing

Finish	Size	Code
Silver anodised	50mm dia.	3003/SA



## 10mm rod, stainless steel, flush ends

Finish	Size	Length	Code
Stainless steel	10mm dia.	Per metre	3500/SS



## 10mm rod, stainless steel, threaded 1 end

Finish	Size	Length	Code
Stainless steel	6mm dia.	1000mm	3500/1/SS
Stainless steel	6mm dia.	2000mm	3500/2/SS
Stainless steel	6mm dia.	3000mm	3500/3/SS




## Decorative aluminium end cap for 10mm rod

Finish	Size	Code
Silver anodised	19mm dia.	3504/SA



## Rubber end cap for 10mm rod

Colour	Code
Grey	3505



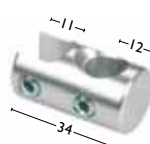
## Wall mounted rod holder

Finish	Size	Code
Silver anodised	25mm dia.	3522/SA



## Side grip for up to 6mm panel thickness


Finish	Size	Code
Silver anodised	19mm dia.	3066/SA



## Side grip for up to 10mm panel thickness

Finish	Size	Code
Silver anodised	19mm dia.	3086/SA

# 10mm rod components



## Twin side grip for up to 6mm panel thickness

Finish	Size	Code
Silver anodised	19mm dia.	3068/SA



c/w nylon tipped grub screw

## Shelf grip for up to 8mm panel thickness

Finish	Size	Code
Silver anodised	19mm dia.	3010/SA



c/w nylon tipped grub screws

## Twin shelf grip for up to 8mm panel thickness

Finish	Size	Code
Silver anodised	19mm dia.	3021/SA



## Rod frame support

Finish	Size	Code
Silver anodised	19mm dia.	3022/SA



Panels require 12mm dia. holes  
For 3mm to 10mm panel thickness

## Through hole panel support

Finish	Size	Code
Silver anodised	19mm dia.	3525/SA



## Set of banner ends for 20mm dia. tube

Finish	Size	Code
Silver anodised	20mm dia.	3002/7/SV



## Aluminium tube 20mm dia.

Finish	Size	Code
Natural aluminium	20mm dia.	3020/SA



## Support for 10mm horizontal rod between vertical rods

Finish	Size	Code
Silver anodised	19mm dia.	3076/SA



## X over support for 10mm horizontal rod

Finish	Size	Code
Silver anodised	19mm dia.	3077/SA



Silver finish

## Grub screws

Size	Code
M6 x 6	GS6-6ZP
M6 x 8	GS6-8ZP



## Nylon tipped grub screws (for use with glass shelves)

Size	Code
M6 x 6	GS6-6NTZP